



Pearson

# Moderator's Report Principal Moderator Feedback

## Summer 2018

Pearson Edexcel International GCSE  
in Fine Art (4FA0), Graphic Design (4GC0),  
Photography (4PY0), Textiles (4TE0)



## Edexcel and BTEC Qualifications

Edexcel and BTEC qualifications are awarded by Pearson, the UK's largest awarding body. We provide a wide range of qualifications including academic, vocational, occupational and specific programmes for employers. For further information visit our qualifications websites at [www.edexcel.com](http://www.edexcel.com) or [www.btec.co.uk](http://www.btec.co.uk). Alternatively, you can get in touch with us using the details on our contact us page at [www.edexcel.com/contactus](http://www.edexcel.com/contactus).

## Pearson: helping people progress, everywhere

Pearson aspires to be the world's leading learning company. Our aim is to help everyone progress in their lives through education. We believe in every kind of learning, for all kinds of people, wherever they are in the world. We've been involved in education for over 150 years, and by working across 70 countries, in 100 languages, we have built an international reputation for our commitment to high standards and raising achievement through innovation in education. Find out more about how we can help you and your students at: [www.pearson.com/uk](http://www.pearson.com/uk)

Summer 2018

Publications Code 4FA0\_01\_1806\_ER

All the material in this publication is copyright

© Pearson Education Ltd 2018

## Contents

<b>Introduction</b> .....	4
<b>Pearson Edexcel Website Support</b> .....	5
<b>Endorsements</b> .....	6
<b>The Assessment Objectives</b> .....	6
<b>Assessment Overview 2018</b> .....	7
<b>Reviewing, Refining and Modifying Research for the Practical Examination</b>	7
<b>Practical Examination and Preparatory Studies</b> .....	9
<b>The Six-Week Preparatory Period</b> .....	9
<b>An Example of a Photography Endorsement</b> .....	10
<b>An Example of a Fine Art Endorsement</b> .....	11
<b>Ten-Hour Examination</b> .....	12
<b>Summary</b> .....	15
<b>Grade Boundaries</b> .....	16

## Introduction

The current specification has been in place since 2011. The final assessment for this specification was this year. Since its introduction candidate numbers have increased year on year. The exam themes have continued to inspire candidates from around the world to produce a diverse response to the various themes offered in the examination paper. These themes have included; Shadow/Shade, Delicate, Open, Layers, Recover, Hidden, Possessions and Collections.

**The new International GCSE specification was made available for first teaching in September 2017, first examination in June 2019. The new specification and sample assessment materials along with teaching and learning materials can be found on the Pearson website.**

A programme of professional development and training, covering various aspects of the specification and examination can be found on the website for 2018-2019. Centres may also wish to contact their Regional Development Managers for further information and support regarding training requests.

In 2018 centres submitting work for the International GCSE specification were from, the following countries: Bahamas, Bahrain, Bangladesh, Brunei, China, Cyprus, Denmark, Egypt, France, Falkland Islands, Germany, Greece, Qatar, Russian Federation, Hong Kong, Jordan, Korean Republic, Kuwait, India, Indonesia, Kenya, Luxembourg, Malaysia, Malta, Mexico, Oman, Pakistan, Singapore, Sri-Lanka, Switzerland, Spain, Libya, Thailand, Trinidad and Tobago, Turkey, United Arab Emirates, United States of America and United Republic of Tanzania. All entries for the examination once again showed the rich cultural diversity of the various countries making submissions.

The International GCSE specification aims to provide all centres with the framework to develop and devise courses for Art and Design across all four endorsements:

- Fine Art
- Graphic Design
- Photography
- Textiles

Centres can enter students for more than one endorsement in any one examination session. Fine art continues to be the most popular endorsement chosen by centres followed by graphic design, photography and textiles. A key feature of the specification is that, it allows teachers the freedom to approach the assessment objectives in the way which best suits them and their students.

## Pearson Edexcel Website Support

The '**Centre Guidance Document**' which can be found on the Pearson/ Edexcel website covers;

- Key events and deadlines
- Entry information
- Endorsed titles
- Assessment summary
- Summary of scheme of assessment
- External examination and preparatory studies
- The practical examination
- Private candidates
- After the examination
- Instructions for the dispatch of work
- Special consideration
- Malpractice
- Grade awarding
- Enquiries about results

In the 2018 series a number of centres submitted research and final outcomes on sheets larger than A2. A small number of centres submitted more than three sheets of preparatory work; in contrast some centres only submitted two sheets of preparatory work. A number of centres did not always adhere to correct labelling of work.

Clear instructions are given in the specification and 'Centre Guidance Document' regarding the requirements of the examination.

If you have a question about the International GCSE Art and Design specification '**Ask the Expert**' is a resource you may decide to use. Information about this resource can be found on the Pearson Edexcel website under information for teachers.

**Centres are able to access individual candidate's marks for each assessment objective and the total mark awarded by using our Results Plus service on the link provided below.**

<https://qualifications.pearson.com/en/support/Services/ResultsPlus.html>

**Results Plus is a free online results analysis tool for teachers that gives a detailed breakdown of their students' performance in Pearson Edexcel examinations.**

**This enables teachers to analyse the strengths and weakness of each of their candidates. Centres may find it helpful to refer to the candidate assessment grid which you can find by clicking on the link below**

[http://qualifications.pearson.com/content/dam/pdf/International\\_GCSE/Art\\_and\\_Design/2009/Forms\\_and\\_administration/Assessment\\_Grid.pdf](http://qualifications.pearson.com/content/dam/pdf/International_GCSE/Art_and_Design/2009/Forms_and_administration/Assessment_Grid.pdf)

**Teachers experiencing any difficulties using Results Plus, should ask their exams officer.**

## **Endorsements**

Within the four endorsements offered the majority of centres have a very clear understanding of the requirements laid down in the specification content. There are still a very small number of centres that enter candidates for the various endorsements who have limited understanding of the requirements of the specification in the context of the endorsements. It is vital that centres have a clear knowledge of the endorsement content being taught to candidates when planning and structuring courses for future submissions.

## **The Assessment Objectives**

The assessment objectives should be seen, as inter-related activities not stand-alone components. Unfortunately there are some centres as noted by examiners that still approach the assessment objectives in chronological order. When structuring courses and in the preparatory six-week period for the examination, this should be borne in mind. However centres structure their courses they should ensure the chosen themes or genres are sufficiently flexible to allow candidates to make a personal and informed response. Many centres are now using past examination themes when planning and structuring courses. This in turn allows candidates to pursue their own individual creative journey of discovery. Within this planning a number of centres need to place greater emphasis on working from first-hand experience.

It was disappointing to see a number of highly skilled candidates with signs of creative potential in the middle range of marks; because they had failed to submit evidence for a particular assessment objective. AO2 continues to be an assessment objective that some candidates fail to show any evidence for; in doing so centres severely disadvantage these candidates.

## **Assessment Overview 2018**

- Examination piece (maximum size A2) with six weeks preparatory time and 10 hours examination time
- Up to three sheets of preparatory studies (maximum size A2 sheet) carried out during the six- week preparatory period
- 100 marks are available for this assessment

## **Reviewing, Refining and Modifying Research for the Practical Examination**

With the help of the centre it is important that candidates review, refine and modify their submission for presentation. Choosing the work which best illustrates their ability at covering all four assessment objectives.

Below are strengths and weaknesses of work identified by examiners in the 2018 examination.

### **Strengths**

- Use of local environment and culture enhanced many candidates submissions
- Sensitive helpful annotations brief and to the point and useful in explaining thought processes
- Relevant and interesting sources supported the best submissions.
- Appropriate support given to candidates during the research period
- Primary source material much in evidence.
- Exciting, diverse materials used to extend and develop individual experimentation. These experiments were used to inform progression and development of personal progression
- Excellent development processes, informed by the work of artists.
- Proficient technical skills in a variety of media, oil pastels, coloured pencil and mixed media
- Work which reflects an understanding of the purpose of visual research.
- Appropriate contextual links in the visual form or including short written analysis.
- Sequential development of ideas using appropriate materials.
- Taking photographs of work in progress.
- Evidence of an understanding of the formal elements.
- Good advice and guidance given by centres regarding presentation of research.
- Well organised/structured research sheets that explain candidates' intentions and progress.

- Centres where real teaching had taken place. Candidates had been worked hard but had responded positively and produced work with confidence.
- Well-taught, sustained visual developments focused upon incremented improvement to achievement.
- High level drawing skills.
- Surreal concepts, inventive responses to the examination theme.
- Complex issues addressed with sensitivity and sophistication.

## **Weaknesses**

- Safe and predictable outcomes
- Candidates who repeated/copied one of their preparatory studies for the final piece
- Poor presentation of work on research sheets
- Final outcomes disappointing after initial research
- Poor ability to review, modify and refine
- Re-iterating ideas on the research sheets.
- Some centres presented research where there was too much emphasis on writing.
- Unedited 'downloads' from the Internet.
- Over-reliance on secondary images.
- Lack of artists research and/ or research unrelated to the work/ not informing the work
- Excess of secondary images
- Research was superficial, incomplete or disorganised.
- Copying with no purpose.
- Work which lacks refinement
- No sequential journey.
- Little visual analysis.
- Research where the intentions were not clear.
- One or more of the AO's not covered particularly AO2
- Little understanding of the requirements of the specification.
- Not using all space available on research sheets
- Examination piece not always clearly identified.
- Disconnected final outcomes not linking as strongly to developmental work.
- Annotation more descriptive than critical.
- Final outcome a 'blow up' from an earlier study on research sheet.



## **Practical Examination and Preparatory Studies**

Those candidates who performed of their best were generally from centres that had provided a well-structured beginning to the examination. Good time management during the six-week research period can also help candidates in their planning. It was clear however that some centres had given very little support to candidates in helping them 'un-pick' the exam paper.

Centres are reminded that the candidate response to the examination should be supported by a taught six-week period prior to the ten-hour examination. Centre's should download and print the paper as soon as it is posted on the Pearson Edexcel website (1<sup>st</sup> February) to enable them prepare teaching and learning resources to support their candidates in the six week period.

### **The Six-Week Preparatory Period**

The six-week preparatory period prior to the examination is a taught period where art teachers can help and advise students about their work. It is helpful if as work progresses students can then choose their best idea collecting more reference material to help in their examination.

Where centres achieved very high marks, this was the result of a highly focused and dedicated approach to supporting candidates.

In some centres there was a distinct lack of evidence for AO2 or the research was superficial; this then had an impact on the resulting achievements of the candidates. As in previous years, examiners commented that some centres failed to show evidence for AO2 resulting in these candidates losing marks. In contrast the majority of centres had a clear understanding of the assessment objectives producing very personal and individual work.



It was pleasing to note that many centres gave candidates the opportunity to use a wide range of materials using a variety of processes and techniques.

Within the research presented for assessment it was noted by examiners there was an excess of secondary images used by a number of candidates. Too much copying and repetitive work can waste vital space on the research sheets. It is important that centres balance the level of primary and secondary sources used by candidates. Examiners also noted that where candidates reiterated images on their research sheets it prevented these candidates from developing their full potential.


First hand photography was effectively used by a number of candidates. Imaginative role-play situations were created and recorded to support final

outcomes. A number of candidates also used photography when planning and setting up still life groups and in recording the process of three-dimensional works.

### An Example of a Photography Endorsement



# An Example of a Fine Art Endorsement



## Ten-Hour Examination

Examiners noted there were good expansive and imaginative ideas triggered by the theme '**Collections**'. The following sub headings of the main theme, **Personal collections, Natural collections and National collections** were the most popular. The theme is a starting point and candidates may work from any of the starting points suggested by the theme or they may develop a relevant starting point of their own on the examination theme.

Examiners commented that many candidates produced individual, personal and creative responses to the theme. Candidates produced final outcomes, which were sustained and focussed. Successful contextual references included, Gustave Klimt, Jim Dine, Lisa Milroy, Roy Lichtenstein, Chuck Close, Georgia O'Keefe and Civilisations of the East.

Many candidates looked at objects inspired by the theme, which included a variety of utensils, watches, books, and toys. Family photographs, musical instruments, buildings, fruit, flowers and vegetables also proved to be popular.

Below are general comments in relation to the four assessment objectives made by examiners. They are generic and must not be seen as a blanket list of criticism or praise for individual centres.

### **AO1 – Record observations, experiences and ideas which are appropriate to intentions.**

- Where centres had used primary sources, submissions had greater depth and coherence
- Many candidates used photography as a first hand source. However, a number worked exclusively from second hand imagery
- Over use of secondary sources
- Centres need encouragement to use primary sources
- Confusing paste up of too many images was not helpful.
- Low relief decorative pieces well crafted.
- Evidence in some submissions of real 'risk taking' leading to exciting final responses.

### **AO2 – Analyse and evaluate images, objects and artefacts, making informed connections with the work of others.**

- There was a lack of rigorous contextual research seen in some submissions
- Some candidates lacked any evidence of contextual study
- In some submissions it was only possible to discern the vaguest reference to artists, designers and craftspeople
- Obscure artists' not always 'valid' or useful
- Some candidates don't know how to analyse and evaluate

- Sophisticated and sustained references to the work of others
- Accomplished drawing from observation was observed in many centres
- A number of candidates in the competent mark category could have strengthened their position in this band by greater analysis and connection to the work of others.
- Some gallery trips featured strongly in the creative journey.
- Sometimes too much writing without any real depth.

**AO3 – Develop and explore ideas, using a variety of media and processes that are appropriate to intentions.**

- Reiteration sometimes seen in some submissions tended to stifle creative experimentation
- Many centres offered their candidates the opportunity to become familiar and proficient with a wide variety of media
- Copies rather than development of ideas and sources
- Good selection of media but not always used appropriately
- Candidates who have lots of ideas and struggle to focus these in order to fully and develop a final outcome
- Where candidates had been given opportunities to use media in a structured, but individual ways, submissions had greater depth
- A lack of experimentation meant some final outcomes were less sustained
- Some candidates had not exploited the potential of the materials they had chosen to use.
- Some whole submissions used only one technique.
- Good digital photo shop experiments brought back into traditional hand skills outcomes.
- High level of sophistication in graphics submissions, understanding the impact in communicating an image with the target audience.
- Some exploration were superficial which hindered development.
- Some candidates consolidated ideas too early.
- Lack of development in lower mark range work when candidates were more capable as evidenced in their final outcomes.

**AO4 – Review and refine ideas, modifying work as it progresses, before presenting a coherent personal response.**

- Some personal responses seen were ill advised due to poor preparation for reviewing, refining and modifying candidates' work
- In the best centres, candidates projected a journey via the preparatory study sheets culminating in skilful and mature outcomes sometimes way beyond the expected level
- Candidates' ability to review and refine was often interpreted by some candidates as 'having a dummy run'. This often resulted in the final outcome lacking the qualities found in the research sheets. Where reflection and evaluation had vigour, final pieces had much greater depth

- Some candidates in the fluent mark category not breaking into the exceptional category due to disappointing final outcomes.
- Very little evidence that a true refinement of ideas or imagery carried through to the final composition, which was often fractured, or pastiche.
- Some candidates repeated ideas or consolidated them too early.
- Final outcomes in some cases came from nowhere.
- Some reviewing processes were very sophisticated leading to accomplished final outcomes.
- Modifying and refining ideas and images was often completely lacking from the submissions of lower achieving candidates.

It was clear that the quality of teaching and learning in some centres was outstanding. These centres are to be commended for their enthusiasm, imagination and endeavour to provide candidates with the platform to give their best in the examination.

### **Submitting Preparatory Studies and Ten-Hour Examination for External Assessment**

If the final piece is fragile, bulky or larger than A2 in size, the centre must make arrangements to photograph the work. This year we also had some centres submitting research sheets larger than A2 in size. The format for submitting work for the examination is made clear in the specification and examination paper. Further guidance can also be seen in the 'Centre guidance document' highlighted earlier in this report.

## Summary

Good teaching, well-structured courses and appropriate resourcing ensure that candidates perform to their full potential in the examination. There was much evidence of this in the May 2018 series.

**As made clear in the introduction section a new International GCSE specification is available for first teaching in September 2017 and first examination in June 2019. The new specification and sample assessment materials along with teaching and learning materials can be found on the Pearson website.**

**It is important all centres submitting work for first assessment of the new specification are familiar with all the requirements. Susan Young is the subject advisor for Art and Design and can be contacted via the Pearson website.**

## **Grade Boundaries**

Grade boundaries for this, and all other papers, can be found on the website on this link:

<http://www.edexcel.com/iwantto/Pages/grade-boundaries.aspx>



Pearson Education Limited. Registered company number 872828  
with its registered office at 80 Strand, London, WC2R 0RL, United Kingdom